



KINDY
CONVERSATIONS
~ INCORPORATING
RE IN THE EARLY
YEARS

2015



What stuck with you today?

PRAYER

SCRIPTURE: Mark 6: 30

REFLECTION:

Our gospel story shows us Jesus and the Twelve surrounded by a huge, hungry crowd. When the Twelve protest that they cannot feed everyone, Jesus has them divide the crowd into smaller groups. Then he takes what they have - five loaves, two fishes, gives thanks (blesses the food), breaks it, and invites the disciples to pass it around and share it. There is more than enough for everyone! We can, of course, see this story as a sign of the Eucharist, in which Jesus continues to feed the multitude of his followers. But we can also see it as a challenge to do what we can to feed the millions of hungry people in our world today.

- ❖ How can we share with the hungry today? The physically hungry? The spiritually hungry?
- ❖ Can we accept the challenge to share with others in need, even if what we have to share seems small and insignificant?
- ❖ How do you need to be nourished?

PRAYER:

Lord,

We believe you are here among us as you promised you would be when we gather in your name.

With a trust that goes far deeper than our limited capacity to imagine, you have handed over to us responsibility to carry out your works and wishes in our world.




We ask you now to nourish us on our journey, to encourage us to believe impossible things, to help us to seek your voice in the silence, to fill our minds, memories and imaginations, with hope and vision.

Help us to see our lives and work within your Church with strong creative clarity, so that we may serve, more effectively, all who search for faith and meaning in our world.


Amen.



WHAT? SO WHAT? NOW WHAT?

<p>WHAT? <i>What did you learn today?</i></p> 	<p>SO WHAT? <i>What does this learning mean? What is the impact?</i></p> 	<p>WHAT NOW? <i>What comes next? What will be different as a result of today's learning?</i></p> 

IDEAS JIGSAW



RE IN THE EARLY YEARS WEBSITES



<http://reinthey.weebly.com>

This is the website created to accompany the RE in the Early Years PDs since 2010. It contains ideas, planning sheets and resources. It is updated annually.

<http://www.lambsongs.co.nz/>

A great resource with lots of Bible stories created as big or small books. Check out the Easter Rhyme!



<http://allplayonsunday.blogspot.com.au/>

A great blog to follow with lots of great ideas for early years RE.

<http://flamecreativekids.blogspot.com.au/>

A fantastic blog with lots of ideas for using props to help teach RE. Also has lots of templates for playdough mats with an RE flavour.



@JoatCEO



/ambuntiprincess

Joanne Harris (Consultant – RE and Faith Formation Team) harris.joanne@cathednet.wa.edu.au

Accessing the Intranet

Open the internet and use the following URL:

intranet.cathednet.wa.edu.au

User name and password will be the same as your cathednet credentials



Accessing the Intranet - Alternative

Go to CEOWA website: www.ceo.wa.edu.au

Click Login



Accessing RE Early Years Resource

Click on **Initiatives** from the toolbar



The screenshot shows the top navigation bar of the CEOWA website. The 'Initiatives' menu item is circled in red. Below the navigation bar, there is a main content area with a large graphic on the left and an 'Announcements' section on the right. The graphic features the text 'EDUCATION CLOSURE' and 'INITIATIVES'. The 'Announcements' section lists several items with dates and titles. At the bottom of the page, there is a 'CEOWA Calendar' and 'Twitter Feeds' section. The footer contains the 'CATHOLIC EDUCATION OFFICE OF WESTERN AUSTRALIA' logo.

Accessing RE Early Years Resource

Click on **Religious Education** from the drop down menu



The screenshot shows the same CEOWA website navigation bar. The 'Initiatives' menu item is highlighted, and a dropdown menu is open, showing a list of options. The 'Religious Education' option is circled in red. The main content area features a large graphic with the text 'Director's Notice Board My Desktop SINA NOW AVAILABLE under INITIATIVES on the Intranet'. The 'Announcements' section is also visible on the right. The footer contains the 'CATHOLIC EDUCATION OFFICE OF WESTERN AUSTRALIA' logo.

Accessing RE Early Years Resource

Click on **Early Years** from the menu on the left.



The screenshot shows the website interface for the Catholic Education Office of Western Australia. At the top, there is a navigation menu with items like 'Home', 'About Us', 'Early Years', 'Curriculum', 'Early Years', 'EYF', 'Religious Education', 'Publications', 'Office', and 'Contact Us'. On the left, a sidebar menu is visible with 'Early Years' highlighted. The main content area is titled 'Early Years Resources' and features a banner image of children with the text 'Religious Education Online Early Years Resource'. Below the banner, there is a paragraph stating the purpose of the resource is to provide guidance and support to educators. It mentions that in the early years, each child is invited to interact with an environment rich in learning opportunities that lay the foundation for later learning and the development of religious literacy. It also states that educators are encouraged to select, modify, or create learning experiences, assessments and reflection processes from the resource to develop a unique context, integrated Religious Education program. A list of objectives follows, including: 'Provide in God's presence and creation', 'Explore God's creation', 'Engage in liturgical practices that relate to religious concepts', 'Engage in role-play that helps develop their religious responses', 'Respond and react to their needs', 'See practical ways to relate with others in the early years stage', and 'Be prepared to sing, dance and create'. At the bottom right, there are social media icons for YouTube, Facebook, LinkedIn, and Instagram, and the Catholic Education Office of Western Australia logo.



EXIT TICKET

140704130208

What's one question you have from today?

What are two things you learned?

What are three things you can build on?

140704130208

NAME:

TEACHER:

NOTES

FEEDBACK FROM THE KINDY CONVERSATIONS INCORPORATING RE IN THE EARLY YEARS ~ KINDY (PERTH, MAY 8)

The goals of the day were to:

- ❖ Better understand the Kindy Curriculum Guidelines and how to use them in planning and practice.
- ❖ Develop an understanding of some Old Testament stories that may be used in Kindy and what the stories teach us about God.
- ❖ Better familiarise teachers with the resources available for Kindy RE teachers.
- ❖ Give teachers time to network and share ideas.

Did you feel that the activities throughout the days met these outcomes? Please explain your answer.

What more online/hardcopy resources would assist you in teaching RE in Kindy?

What did you find particularly helpful in the sessions?

What would you do to improve your learning today?

Thank you for your participation and feedback ☺

