


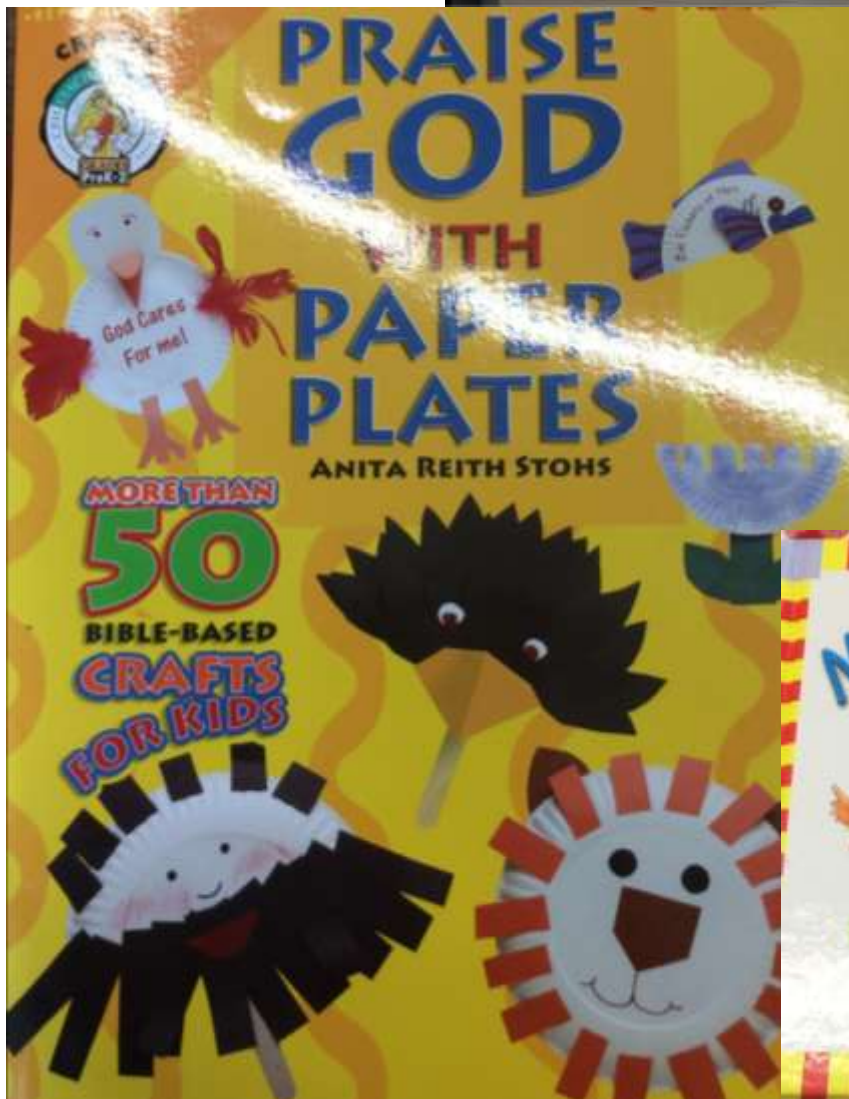
IDEAS/RESOURCES SHARED BY PARTICIPANTS AT WORKSHOPS

MAY 12, PERTH

- Christmas card idea – children get dressed up in Nativity story costumes and pose in front of the stable – see photo to the right.
- Dinosaurs CDs for quiet meditation in the afternoons
- Youtube clips from the Beginner's Bible
- Catholic Icing website for great ideas – particularly the Last Supper and Easter stand up set.
- Instead of peg people, google “Jesus cartoon” or “clip art” or “Kids bible Deb Jackson blogspot”
<http://kidsbibledebjackson.blogspot.com.au/2012/11/baby-jesus-song-more-for-preschool.html> for pictures of characters and then Velcro the bottom onto a unit cube to stand up.
- Easter art idea – see photos below. This focusses on the cross and the resurrection. Note: the words in the tomb are “Jesus is risen! Alleluia!”.



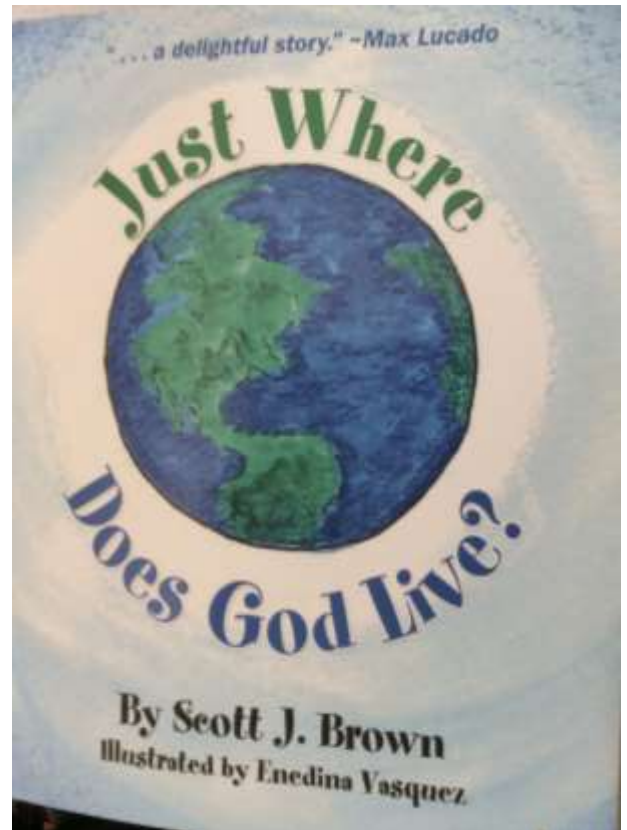
- Cork people – instead of peg people (from a Facebook page called “Reggio children inspired”



MAY 13, BUNBURY

- “Just Where Does God Live?” book by Scott J. Brown – Good to talk about where

children think God is. (see photo to the right and left)



- Game at the beginning of the year – play music and when the music stops, children bob down and cover their eyes. The teacher covers one child in a sheet and then other children open their eyes and guess who is under the sheet. Once guessed, class says a thank you prayer for

that child and thanks God for their attributes – ie. Thank you God for Meg's beautiful smile...

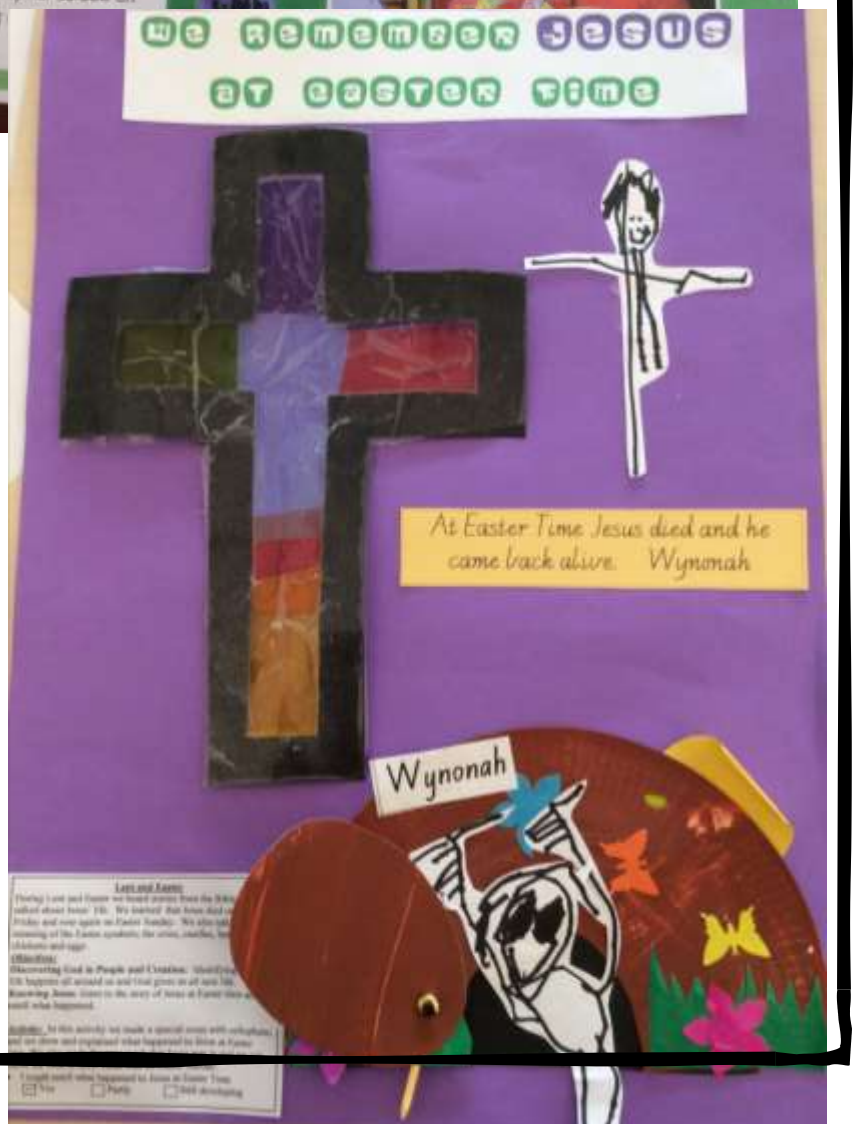
- Palm Sunday – retell, photos of class re-enactment and child dressed in costume and donkey craft.(see photo to the left)
- Hillsong Live Worship for Kids CD – upbeat music that children love.
- “You are Special” book by Max Lucado.



- https://www.youtube.com/watch?v=UCw25_i7Y5Y Jesus Loves Me video and movement ideas.
- Blessings Everyday book by Carla Barnhill – a story, blessing and prayer for each day of the year.
- The Superman prayer for Grace – to the tune of the Superman theme.
- Great Big God for Pre-schoolers CD

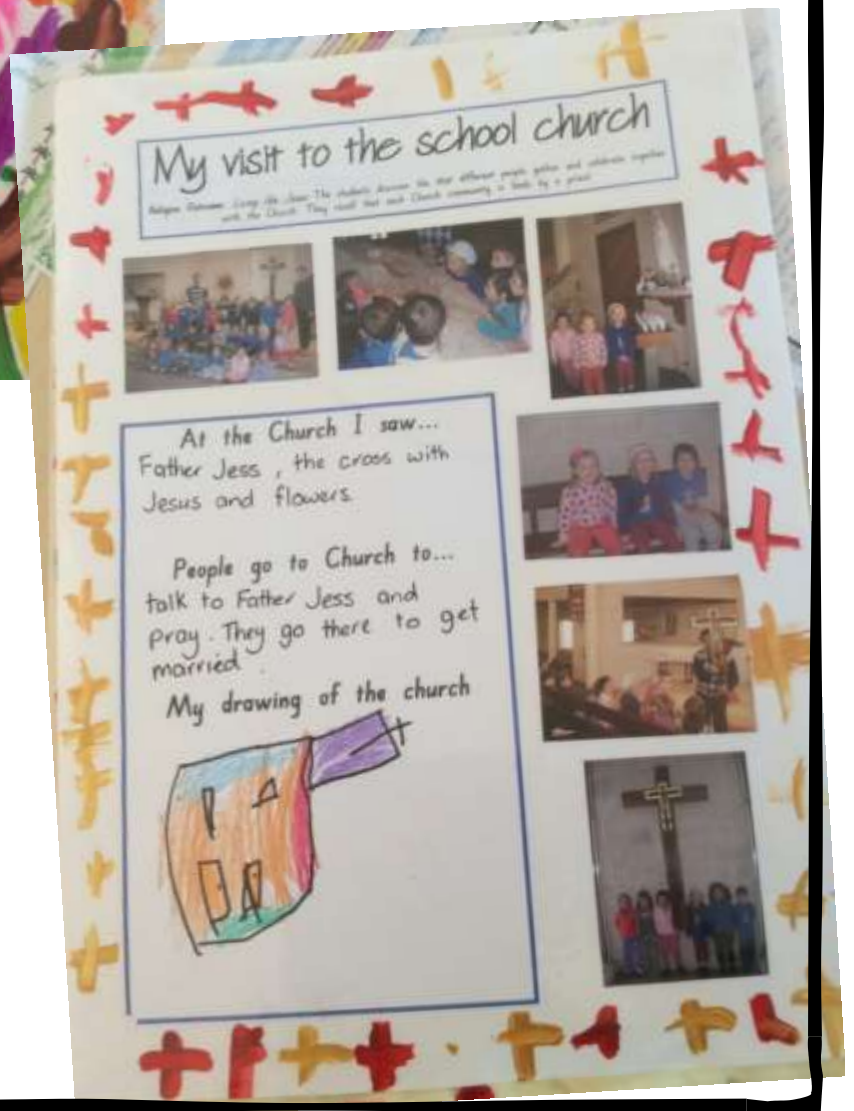


- Christmas story retell – pictures ordered in sequence at top, then a word-for-word retell of the story from the child and then a picture of the Nativity diorama that the child created. See above.
- Easter portfolio piece – cross made by the child, drawing of Jesus on the cross with a retell and then tomb art. The tomb art features a picture of Jesus drawn by the child that is, at first laid behind the stone and then glued




standing up. (see picture to the right)

- God made me – with a photo, painting, name written and some details. (see picture below)
- I am Special quilt – see photo below. Each child has a square and a handprint in material and quilted together.



The Catholic Children's BIBLE

Read It!
Live It!
Love It!®



PROPERTY OF CEO BUNBURY

They no longer do what is wise and good.
4 They make evil plans as they lie

The Destiny of the Wicked and of the Good
37



Jesus Teaches Us How to Pray



Matthew 6:9-13 (For the full story, read Matthew 6:9-13.)

9 "This, then, is how you should pray:
Our Father in heaven,
May your holy name be honored;
may your **will** be done on earth as it is in heaven;
10 Give us today the food we need,
11 forgive us the wrongs we have done,
as we forgive the wrongs that others have done to us,
12 Do not bring us to hard testing,
but keep us safe from the **Evil One**.
will desire
Evil One the devil, Satan

Understand It!

One of the first prayers you learned was the Lord's Prayer. This is a special prayer because Jesus taught it. He told us what to say when we speak to God. As we see in this Bible passage from Matthew, we call God Father, just as Jesus did. God is our Father because he made us and loves us. We pray that everyone knows that he is Father, we say and believe in. We pray that everyone knows that he is Father to pray that people on earth live as he wants. Then we ask our Father to give us food, which means everything we need. Next we say during words, we ask God to forgive us as much as we forgive others. We better forgive others or let them forgive, we ask our Father to protect us from the things that keep us away from him. The Lord's Prayer is both an important prayer that we pray it at every Mass.

Live It!

Here is the Lord's Prayer that we say at Mass. Learn it by heart.

Our Father, who art in heaven,
hallowed be thy name,
thy Kingdom come,
thy will be done
on earth as it is in Heaven.

Give us this day our daily bread,
and forgive us our trespasses,
as we forgive those who trespass
against us;
and lead us not into temptation,
but deliver us from evil. Amen.


Tell It!



Using the pictures above, retell this reading in your own words.

MAY 16, PERTH

- Various resources from Koorong, including a Prayer cube (see picture to the left)
- More resources from Koorong, including large Rosary beads (see picture left).
- The Easter Story book (photo below and picture of text next to it). Each story features a question to ask students.



- Take home prayer box including a prayer book to write prayers dice, white cloth and family prayer scroll.



MAY 21, GERALDTON

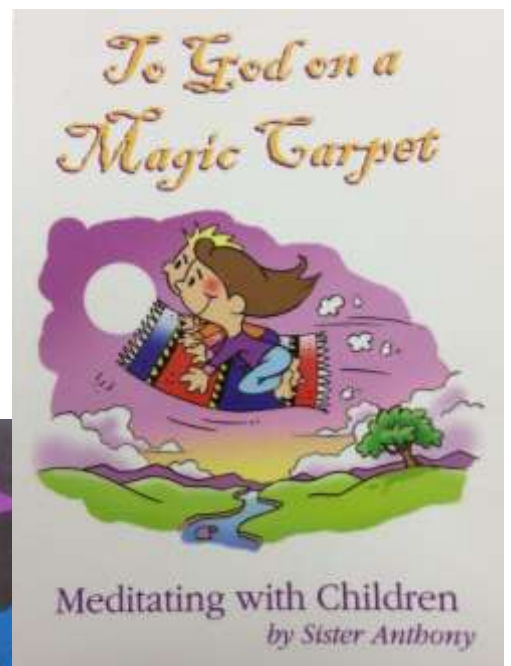
- Prayer mat – see below to put prayer symbols on while praying, including the class candle, also pictured below. The candle holder is a plate painted with the names of the class.



- Child's drawing for portfolio showing some of the things God made.



- To God on a Magic Carpet: Meditating with Children by Sister Anthony – a good meditation book to use with young children.





- Class prayer box.



- Easter portfolio idea – using colours on the crosses to represent the sad day (Good Friday) and the happy day (Easter Sunday).



IDEAS FOR USING QR CODES AND AUDIOBOO IN KINDY RE:

- When doing "I am Special" unit, take photos of students with a QR code at the bottom linking to an audiobook of them talking about themselves or linking to their parents talking about how they are special.
- Laminate QR codes and put on popsticks and students respond to audio questions.
- Use as an oral scavenger hunt
- God scavenger hunt – look for symbols in the room.
- Use QR code linked to an explanation for when you place new things on the prayer space or the interest table.

- QR codes linked to children saying prayers or singing songs.
- QR codes linked to Youtube clips of songs.
- Students record a prayer at home with their family and link to a QR code in take home prayer book.