





# RITUAL & PRAYER IN THE EARLY YEARS


## *PRAYER FORMS*

- ❑ Prayers of Blessing & Adoration
  - ❑ Prayers of Petitions
  - ❑ Prayers of Intercession
  - ❑ Prayers of Thanksgiving
  - ❑ Prayers of Praise
- 

## *PRAYERS OF BLESSING & ADORATION*

- ❑ Acknowledge God's ultimate being and human appreciation
  - ❑ 2 parts
    1. Blessing
    2. Response
  - ❑ Jewish tradition
- 

## *PRAYERS OF PETITION*

- ❑ Ask for divine help
    - *Prayer of St Francis*
  - ❑ To be understood in terms of Kingdom of God
    - peace
    - environment
  - ❑ A critical point to emphasise with students
- 

## *PRAYERS OF INTERCESSION*

- As Jesus, the one intercessor with the Father, did
- Ask on behalf of someone else, in the interests of others
  - *Hail Mary*



## *PRAYERS OF THANKSGIVING*

- Response of gratitude to God for all God has created
  - *Child's Prayer of Thanksgiving*



## *PRAYERS OF PRAISE*

- ❑ Response that recognises God is God, recognises God's majesty & power
- ❑ Begins with an experience of wonder & awe



## SIMPLE LITANY FOCUSED ON CREATION

- Prayers of Praise
- Prayers of Blessing
- Prayers of Thanks



## PREPARING RITUALS

- Start with the meaning:
  - Attention should be given to one value that will focus the ritual. What is the focus?
  - Value must be appreciated by the students.



## PREPARING RITUALS

- Consider specific details:
  - Symbol & ritual action:
    - Choose one dominant symbol which will stand out;
    - Choose a symbol that has a strong appeal to the senses;
    - Choose a symbol that has meaning for all participants;
    - How will it be used? What ritual action? By whom? How visible to all present?



## PREPARING RITUALS

- Consider specific details:
  - Word/music/song:
    - What key words need to be said and heard? By whom? When? All join in?
    - Do they need to be seen?
  - Silence:
    - When? How long?



## PREPARING RITUALS

- Consider specific details:
  - Involvement of students:
    - Length of time standing? Sitting? Singing? Watching? Moving?
  - Placement of group:
    - Circle? Rows? Different levels? Seated or standing?



Ritual	Value	Symbol	Sign of	Action	Words
<p>           Birthday Party         </p>	<p>           Celebrating life         </p>	<p>           Cake &amp; candles         </p>	<p>           Sharing food Age         </p>	<p>           Birthday person:            •blows out candles,            •cuts cake,            •makes a wish.         </p>	<p>           “Happy Birthday”            “Hip hip! Hooray!”         </p>
<p>           Mary MacKillop         </p>					
<p>           Parable of the Lost Son         </p>					

## EXPLICIT/INTENTIONAL TEACHING OF ACTIONS ASSOCIATED WITH CHURCH

- Visit Church often, especially in first week of school.
- Arrange with Parish Priest to meet you at some of these times.
- Focus on one specific element at a time inside church:
  - Altar
  - Tabernacle
  - Table of the Word
  - Reconciliation room/area
  - Communion vessels
  - Priest’s vestments



## EXPLICIT/INTENTIONAL TEACHING OF ACTIONS ASSOCIATED WITH CHURCH

- Practise regularly with class:
  - Entering church
  - Blessing one self on entering church
  - Genuflecting
  - Standing
  - Sitting
  - Kneeling
  - Leaving



## EXPLICIT/INTENTIONAL TEACHING OF MASS RESPONSES

- Greetings
  - C. In the name of the Father, and of the Son, and of the Holy Spirit.  
**P. Amen**  
C. The Lord be with you.  
**P. And also with you.**
  
  - C. In the name of the Father, and of the Son, and of the Holy Spirit.  
**P. Amen**  
C. The grace and peace of God our Father and the Lord Jesus Christ be with you.  
**P. And also with you.**





## EXPLICIT/INTENTIONAL TEACHING OF MASS RESPONSES

- Penitential Rite

**C** Coming together as God's family, with confidence let us ask the Father's forgiveness, for he is full of gentleness and compassion.

**C** Lord Jesus, you raise us to new life:  
Lord have mercy.

**P** **Lord have mercy.**

**C** Lord Jesus, you forgive us our sins:  
Christ have mercy.

**P** **Christ have mercy.**

**C** Lord Jesus, you feed us with your body and blood:  
Lord have mercy.

**P** **Lord have mercy.**



## EXPLICIT/INTENTIONAL TEACHING OF MASS RESPONSES

- Reading Responses:

**R** This is the Word of the Lord.

**All** **Thanks be to God.**

- Gospel Acclamation

Alleluia! Alleluia!

Your word, O Lord, is truth.

Make us holy in the truth.

Alleluia!

During Lent:

Glory and praise to you, Lord Jesus Christ!

Repent, says the Lord.

The kingdom of heaven is at hand.

Glory and praise to you, Lord Jesus Christ!



## EXPLICIT/INTENTIONAL TEACHING OF MASS RESPONSES

o Gospel:

**C** The Lord be with you.

**P** **And also with you.**

**C** A reading from the Holy Gospel according to N...

**P** **Glory to you, Lord.** *(Everyone sign their forehead, lips and heart.)*

*At end of the Gospel*

**C** This is the Gospel of the Lord.

**P** **Praise to you, Lords Jesus Christ.**



## EXPLICIT/INTENTIONAL TEACHING OF MASS RESPONSES

Lord's Prayer:

**C** Let us pray with confidence to the Father in the words our Saviour gave us:

**P** **Our Father who art in heaven**

**Hallowed be your name**

**Thy kingdom come.**

**Thy will be done on earth, as it is in heaven.**

**Give us this day our daily bread.**

**And forgive us our trespasses**

**as we forgive those who trespass against us,**

**And lead us not into temptation:**

**But deliver us from evil.**

**C** Deliver us, Lord, from every evil,

And grant us peace in our day.

In your mercy keep us free from all anxiety

As we wait in joyful hope

For the coming of our Saviour, Jesus Christ.

**P** **For the kingdom, the power, and the glory are yours, now and for ever.**



## EXPLICIT/INTENTIONAL TEACHING OF MASS RESPONSES

- Sign of Peace

**C** Lord Jesus Christ, you said to your apostles:

I leave you peace, my peace I give you.

Look not on our sins, but on the faith of your Church,

And grant us the peace and unity of your kingdom

Where you live for ever and ever.

**P Amen.**

**C** The peace of the Lord be with you always.

**P And also with you.**

**C** Let us offer each other the sign of peace.



## EXPLICIT/INTENTIONAL TEACHING OF MASS RESPONSES

**C** The Lord be with you.

**P And also with you.**

**C** May almighty God bless you

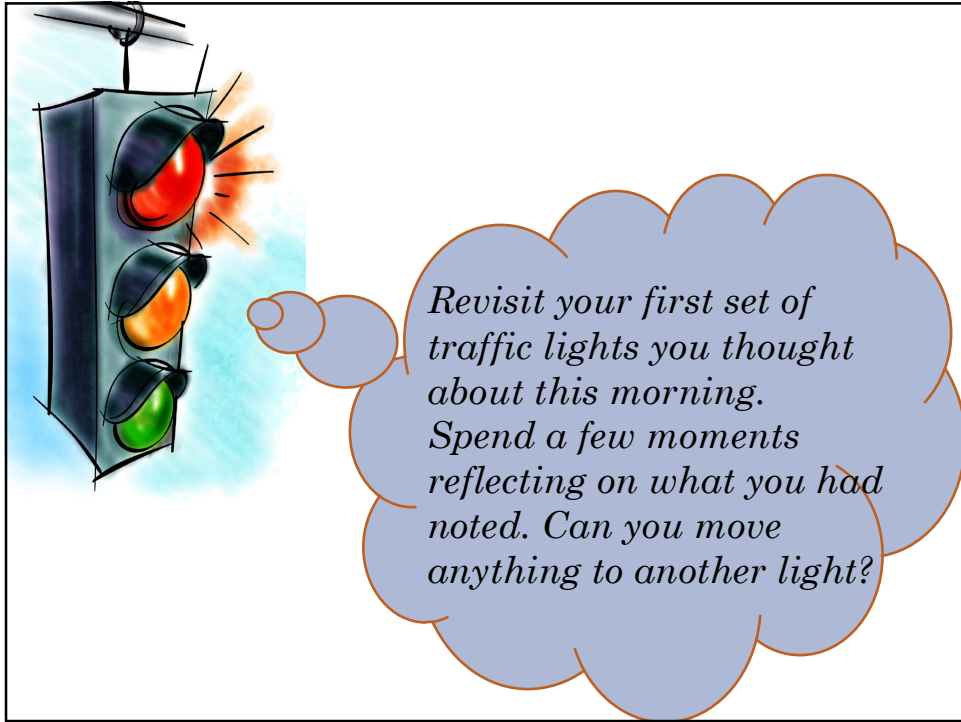
The Father, and the Son, and the Holy Spirit.

**P Amen.**

**C** Go in peace to love and serve the Lord.

**P Thanks be to God.**





*Revisit your first set of traffic lights you thought about this morning. Spend a few moments reflecting on what you had noted. Can you move anything to another light?*