

Pre-Primary Unit	Scripture <i>Italics indicate story in "child-talk" from the unit</i> <i>* Indicates a script that is attached below</i>	Props needed	Bible Box inclusions
P.1 Church	<ul style="list-style-type: none"> <li>Jesus and the Children [Mark 10:13-16]: <i>The Story of Jesus and the Children - LA8 Resource Sheet</i></li> </ul>	<i>Underlay – green felt</i> <i>People – Jesus, some disciples, some adults (male and female) and some children (provided on LA8 Resource Sheet)</i> <i>Other props -</i>	PEOPLE – <input type="checkbox"/> Jesus <input type="checkbox"/> Jesus dressed in white <input type="checkbox"/> Some disciples/men <input type="checkbox"/> Some women <input type="checkbox"/> Some children <input type="checkbox"/> 3 angels <input type="checkbox"/> 2 guards – Romans <input type="checkbox"/> Blind man – material over eyes <input type="checkbox"/> Mary <input type="checkbox"/> Baby <input type="checkbox"/> Shepherds  UNDERLAYS/PATHS – <input type="checkbox"/> Green <input type="checkbox"/> White <input type="checkbox"/> Grey/brown pathway  PROPS – <input type="checkbox"/> Cave tomb with stone to roll away <input type="checkbox"/> Basket/story bag or box <input type="checkbox"/> Small rectangle of brown/black/cream felt for sleeping mat <input type="checkbox"/> Donkey <input type="checkbox"/> Animals <input type="checkbox"/> Manger with straw ( <i>matchbox sized box filled with some raffia or brown shredded paper</i> ) <input type="checkbox"/> Blocks for structure for Nativity <input type="checkbox"/> Small lengths of white cloth to swaddle baby Jesus <input type="checkbox"/> Sheep
P.2 Lent Easter	<ul style="list-style-type: none"> <li>The empty tomb. The angel's message. *</li> <li>Appearance to the women [Matthew 28:1-10]: <i>The Story of the Resurrection *</i></li> </ul>	<i>Underlay – white</i> <i>People – 2 women, an angel, 2 guards, Jesus (dressed in white)</i> <i>Other props – cave tomb with a stone cover, grey pathway</i>	
P.3 Confirmation	<ul style="list-style-type: none"> <li>Jesus heals Jairus's daughter [Mark 5:22-23, 35-43]: <i>The Story of Jairus and his daughter – LA5 Resource Sheet *</i></li> <li>Jesus promised to send the Holy Spirit [John 14:25-26]</li> </ul>	<i>Underlay – cream/brown</i> <i>People – Jesus, 2 disciples, Jairus (man), Jairus 'wife (woman), Jairus 'daughter (child)</i> <i>Other props – basket, small mat for bed</i>	
P.4 Eucharist	<ul style="list-style-type: none"> <li>Cure of a blind man at Bethsaida [Mark 8:22-26]: <i>The Story of a blind man *</i></li> </ul>	<i>Underlay – green</i> <i>People – some men and women, blind man, Jesus</i> <i>Other props – grey pathway</i>	
P.5 Prayer	<ul style="list-style-type: none"> <li>Jesus visits Martha and Mary [Luke 10:38-39] *</li> </ul>	<i>Underlay – green</i> <i>People – Jesus, 2 women</i> <i>Other props –</i>	
P.6 Reconciliation	<ul style="list-style-type: none"> <li>Saint John teaches that God loves everyone and people show God's love to others in their words and actions [1 John 4:11-12]</li> </ul>		
P.8 Advent Christmas	<ul style="list-style-type: none"> <li>The birth of Jesus and visit of the shepherds [Luke 2:1-20]: <i>The story of the birth of Jesus *</i></li> </ul>	<i>Underlay – white</i> <i>People – Joseph (man), Mary (woman), baby Jesus, shepherds, angels</i> <i>Other props – donkey, rectangular structure for house (can be made from blocks), animals, manger with straw, small lengths of cloth to swaddle baby, sheep</i>	

## P.2 THE EMPTY TOMB/THE ANGEL'S MESSAGE/APPEARANCE TO THE WOMEN

### You Will Need:

- White underlay
- Grey pathway
- Cave/tomb with stone covering
- 2 guards
- 2 women
- An angel
- Jesus, dressed in white

*Children are seated in a semi-circle ready to listen to the story. Place the props and the Bible beside you. Place class Bible in front of you with your hand on it.*

**This story comes from our special book, the Bible. It comes from the part of the Bible that tells us stories about Jesus' life.**

*Place Bible beside you.*

*Lay out the white underlay and say:*

**This is the season of Easter, and our story today is about the mystery of Easter.**

*Place the tomb, stone and pathway and guards on the underlay, as you say.*

**When Jesus died his friends placed his body in a tomb cut into a rocky hillside and blocked the entrance with a great stone. A guard was sent to secure the tomb.**

*Place the women on the felt and move them towards the tomb and shake your hands over the space to indicate an earthquake.*

**On the Sunday, two women, one called Mary Magdalene and the other Mary were visiting the tomb when they felt a great earthquake.**

*Place the angel next to the tomb and roll away the stone. Place the guards on ground face down.*

**They saw an angel come and roll away the stone from the entrance of the tomb. The guards were stunned with fear.**

**The angel told the women not to be afraid, that Jesus was not in the tomb because he had risen. This meant that they would see Jesus again and that he would be with them. The angel told them to go quickly and tell Jesus' friends that he had risen from the dead and that they would see him again.**

*Turn the women to go back down the pathway and place Jesus in front of them. Use your hands to indicate the pathway to Galilee. On their way Jesus came to meet them and said "Do not be afraid. Go and tell my brothers to go to Galilee, there they will see me."*

**And just as Jesus had promised he rose from the dead on the third day after his death.**

*Pause quietly for a moment and then begin to wonder together.*

**I wonder how the women felt as they went to the tomb that Sunday morning.**

**I wonder how they felt when they felt the earthquake and saw the angel moving the stone.**

**I wonder what it was like to be the first to see Jesus after he rose from the dead.**


**I wonder what part of this story you like the most.**

*Carefully pack story materials into storage box and place on the prayer space or investigation table for students to retell the story.*

## P.3 JESUS HEALS JAIRUS' DAUGHTER

### PREPARATION

You'll need scissors, a marker, and one sheet of pink construction paper. The pattern for this activity is on page 95.



### THE STORY

▢ *Fold the paper in half vertically.*

One day a man named jairus came to see Jesus. Jairus was very upset because his little girl was very, very sick. In fact, she was so sick, he thought she might die. Why do you think jairus went to see Jesus? *Let children respond.*

Jairus knelt down in front of Jesus. "Please come heal my little girl," he said. So Jesus went with him.

✂ *Cut figure along line A.*

Before they reached jairus' house, some men met them on the road. "It's too late," they told jairus. "Your daughter has died. You can let Jesus go on and do other things now." How would you feel if you found out someone in your family had died? *Let children respond.*

▢ *Open up the figure and fold each side toward the center.*

But Jesus said to jairus, "Don't worry. Just believe." And Jesus kept walking with jairus to his house.

When they got there, many people were standing around crying about the little girl who had died. Jesus told them, "She's not dead. She's just asleep." Do you think those people believed Jesus? *Let children respond.*

They didn't believe the little girl was really alive. They laughed at Jesus. How do you think Jesus felt when those people laughed at him? *Let children respond.*

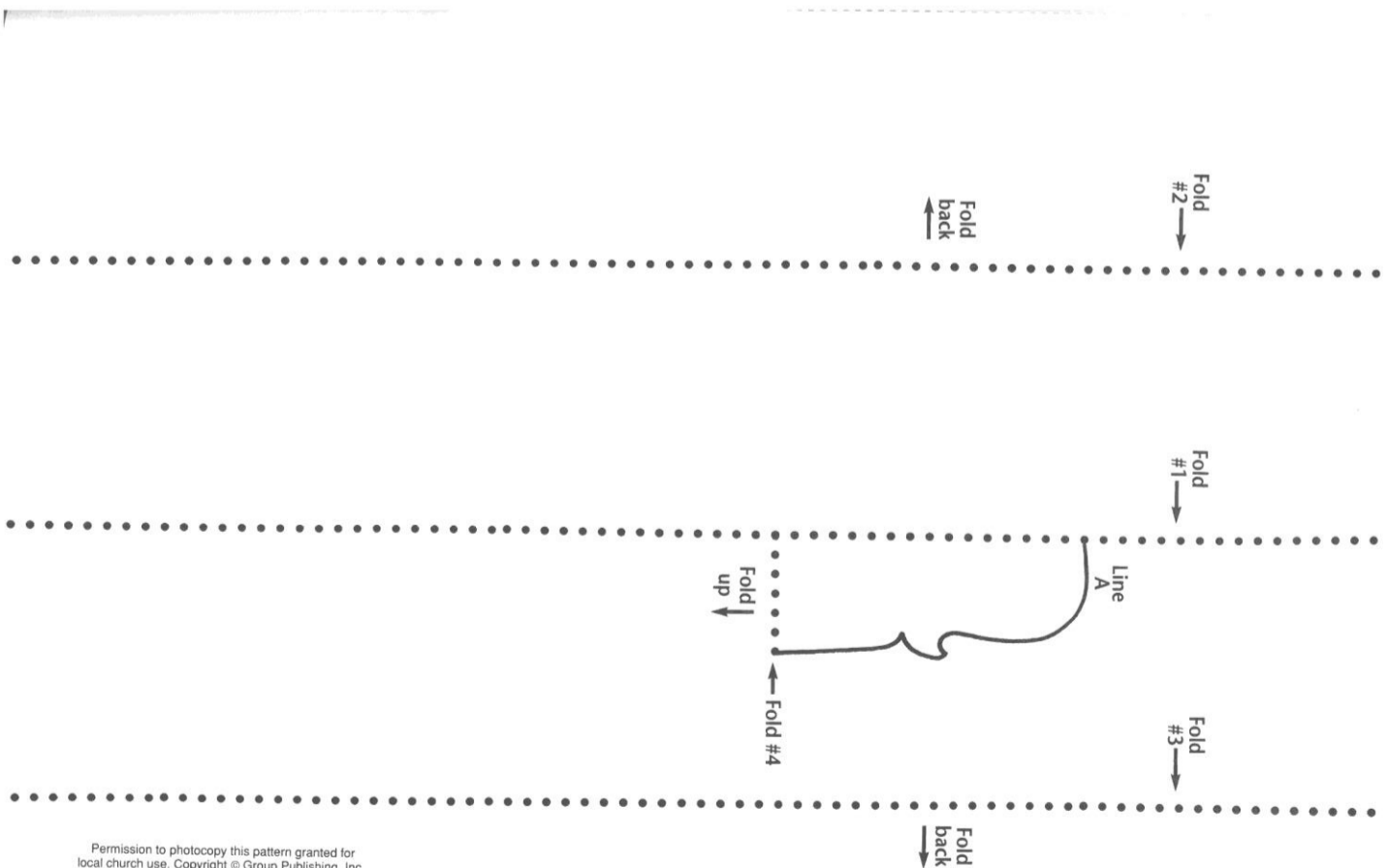
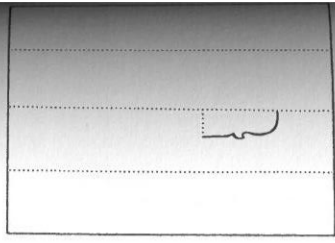
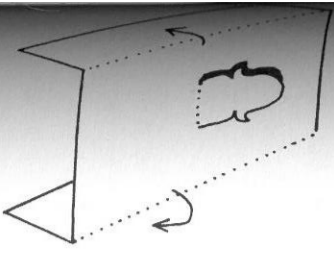
▢ *Unfold the sides of the figure halfway and set the paper on a table or floor so it becomes the little girl's bed.*

Jesus went into the girl's room. He saw her lying on her bed. And he said to her, "Little girl, get up."

The little girl opened her eyes.

✍ *Draw eyes and a smile on the figure in bed.*

She stood up and walked around.



Permission to photocopy this pattern granted for local church use. Copyright © Group Publishing, Inc., Box 481, Loveland, CO 80539.

## P.4 CURE OF A BLIND MAN AT BETHSAIDA

*Fold the paper in half vertically and then in half vertically again.*

**They came to Bethsaida, and some people brought to him a blind man whom they begged him to touch.**

*Cut figure along line A.*

**He took the blind man by the hand and led him outside the village.**

*Unfold figure halfway. Cut out section B.*

**Then, putting spittle on his eyes and laying his hands on him, he asked, 'Can you see anything?'**

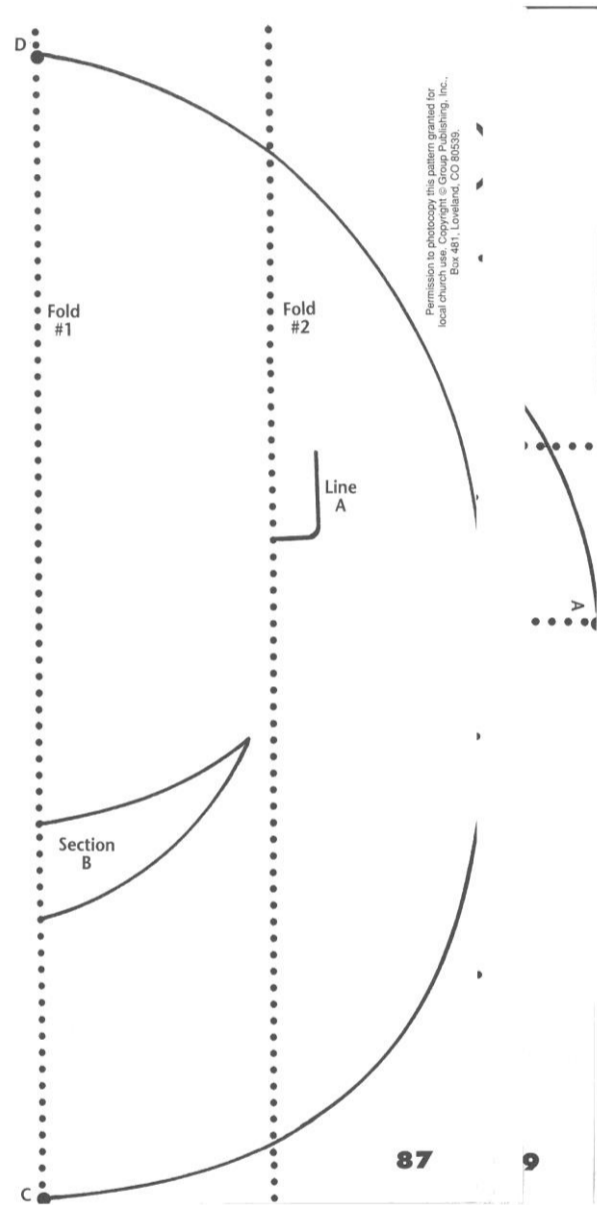
*Cut figure from C to D. Unfold the figure.*

**The man, who was beginning to see, replied, 'I can see people; they look like trees as they walk around.'**

*Fold figure's eyelids out.*

**Then he laid his hands on the man's eyes again and he saw clearly; he was cured, and he could see everything plainly and distinctly.**

**And Jesus sent him home, saying, 'Do not even go into the village.'**



## P.5 JESUS VISITS MARTHA AND MARY

# Script 1

### Unpacking the bag

*My bag is brightly coloured with a busy pattern, for this is a story of busyness and work.*

*My bag is soft and blue, for this is a story of calm.*

*There are two sisters in my bag who are very different.*

*One is always busy: she works like a whirlwind.*

*One is quiet and calm.*

*There is a friend in my bag who speaks words of kindness.*


### The story

Our story takes place on a busy cloth, for there is much work to be done and life is busy (*show patterned side of bag*). Our story takes place on a soft, blue cloth (*show blue side*), for this is also a story of quiet and calm. Our story starts with two sisters waiting (*place cloth with busy side showing*) and, while they wait, there is much work to be done (*place sisters on cloth*). There is washing and sweeping, cooking and dusting (*move women around*). The house is a whirlwind of work: the women are never still.

Then the friend arrives and everything stops (*flip over a section of the bag so that blue shows; place Jesus on the blue*). For a moment, all is calm and quiet (*place sisters with Jesus*). Then one sister remembers that all is not finished, and off she goes to cook and clean again (*move one sister to busy side of bag*). While one works (*lift busy sister*), the other listens to the friend (*lift calm sister*).

Anger grows inside the busy sister as she works (*point inside yourself*). Why should she work alone? Why should she do it all? (*lift busy sister*). Upset and angry, she tells her sister so (*move busy sister next to calm one*). Then the friend speaks words of kindness (*lift Jesus*) and the anger dies. The friend calls her to sit and rest. All is calm again and the house is a place of peace (*place all on the blue cloth*).

Younger pupils



#### You will need

- ✦ A bag with a busy pattern on one side and pale blue on the other
- ✦ 3 'people':  
2 sisters and Jesus

#### Questions


(See also page 11.)

- ⊗ How do the sisters differ?
- ⊗ Why is one woman angry?
- ⊗ What gets rid of anger?

# JESUS IS BORN

## PREPARATION

You'll need scissors and one sheet of typing paper. The pattern for this activity is on page 63.



## THE STORY

△ Fold the paper in half horizontally.

✂ Begin cutting figure from A to B.

The town of Bethlehem was very busy. People had come from many different places to be in Bethlehem. Everyone who was born in Bethlehem had come back to be counted. The king wanted everyone to be counted so he would know how many people were in his kingdom.

✂ Cut figure from B to C.

A man named Joseph came to Bethlehem to be counted. He brought his wife, Mary, with him. Mary was going to have a baby soon. Does anybody remember how Mary found out she would have a baby? *Let children respond.* God sent an angel to Mary. The angel told Mary that her baby would be God's son. The angel also brought this news to Joseph and told Joseph to name the baby "Jesus."


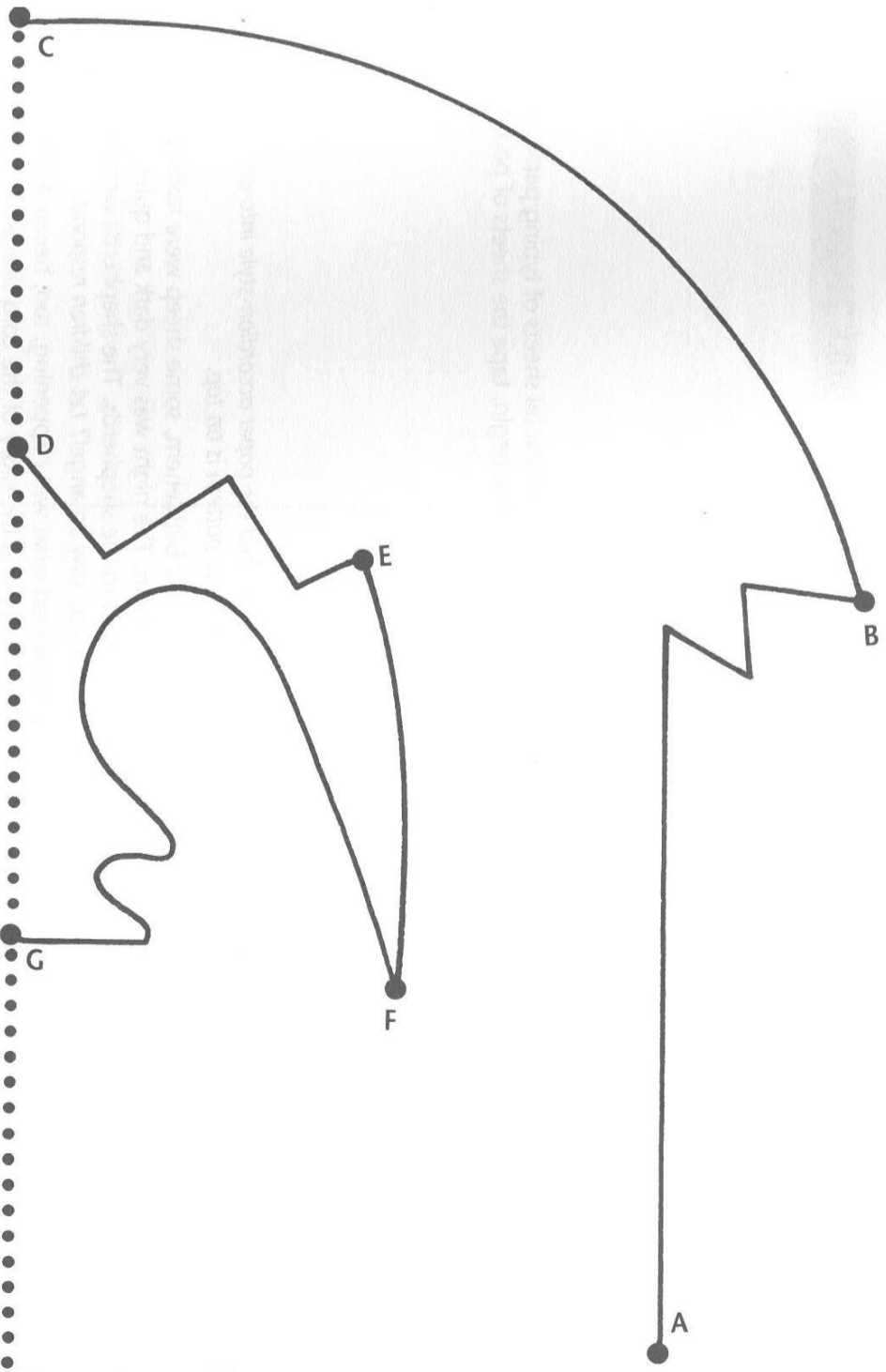
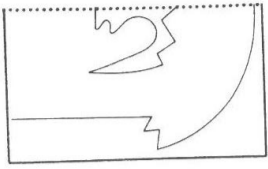
✂ Cut figure from D to E.

When Joseph and Mary got to Bethlehem, they started looking for a place to spend the night. They looked and looked and looked, but all the rooms were full because of all the people who had come to Bethlehem to be counted. Have you ever had to look for a place to spend the night when you've been on a trip with your family? What would you do if you couldn't find a room? *Let children respond.*

Mary and Joseph looked for a long time. Finally, they found somewhere they could sleep. The only empty room in the whole city of Bethlehem was a stable where the animals stayed. So that's where Joseph and Mary stayed, too. How would you feel if you had to stay in a stable with animals? How would you stay warm? What would you use for a pillow? *Let children respond.*

✂ Cut figure from E to F.

While Mary and Joseph were staying in the stable, the baby was born.



Who was this baby? Why was he special? *Let children respond.*

This baby was God's son, Jesus. Mary carefully wrapped the baby in soft cloth and laid him in a manger.

✂ Cut figure from F to G.


△ Unfold the figure.

# THE SHEPHERDS IN THE FIELD

LUKE 2:8-20

## PREPARATION

You'll need scissors, transparent tape, and several sheets of typing paper. Copy the pattern onto one sheet. Before you begin, tape the sheets of paper together, end to end.



## THE STORY

As you tell the first paragraph, fold the paper accordion-style into an equal number of panels. Make sure the pattern is on top.

It was night. Out in the fields near Bethlehem, some sheep were resting. Shepherds were taking care of them. The night was very dark and quiet, until suddenly an angel appeared to the shepherds. The shepherds were very scared. How would you feel if you saw an angel? *Let children respond.*

The sheep must have wondered what was happening, too, because the darkness suddenly turned to light, and the glory of the Lord shone all around.

**Cut figure from A to B.**

The angel said, "Don't be afraid. I'm bringing you good news of great joy. Today in Bethlehem a savior, God's son, has been born. He is Christ Jesus, the Lord. You'll find him in a manger."

**Cut figure from C to D.**

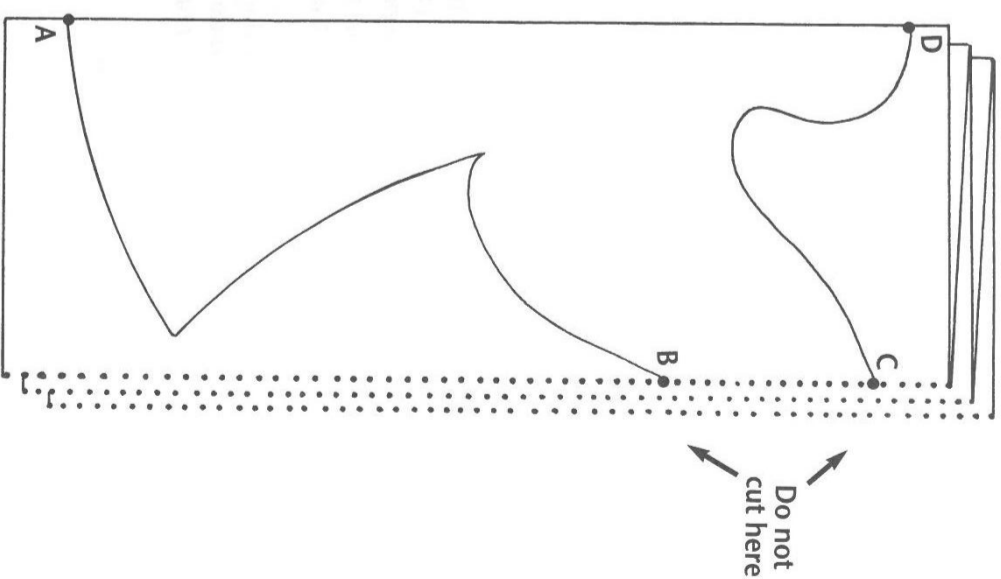
Suddenly a whole choir of angels came to stand by the first angel.

**Unfold the figures.**

They said, "Glory to God in the highest! Let there be peace on earth! Let's all say that together like the angels did: 'Glory to God in the highest! Let there be peace on earth!' Why were all the angels singing? Why was Jesus' birth so important? *Let children respond.*

After the angels went back to heaven, the shepherds said, "Let's go to Bethlehem. Let's see for ourselves this thing that has happened."

When the shepherds got to Bethlehem, they found baby Jesus in a manger, just as the angel had told them. The shepherds went back to their sheep, praising God for what they'd seen and heard.



You may copy this actual figure on your paper as a pattern

